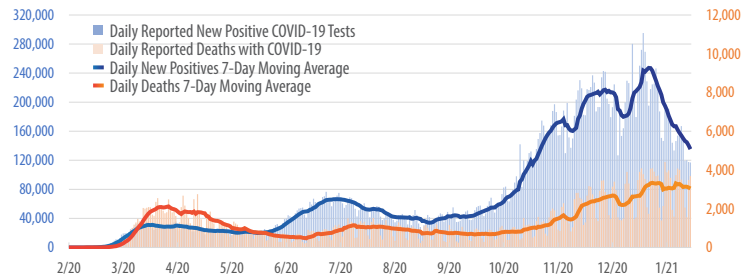


First Trust COVID-19 TRACKER

Daily Reported New Positive COVID-19 Tests vs. Daily Reported Deaths with COVID-19 in the U.S.

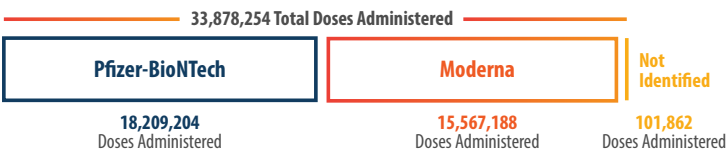
February 26, 2020 - February 3, 2021



Source: Covidtracking.com

U.S. COVID-19 Vaccine Doses Administered by Vaccine Type

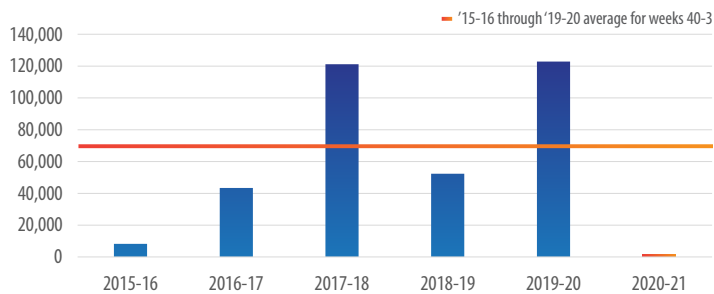
As of February 3, 2021



Source: CDC.gov

Clinical and Public Health Lab Confirmed Cases of Influenza

As of January 23, 2021, Weeks 40-3*

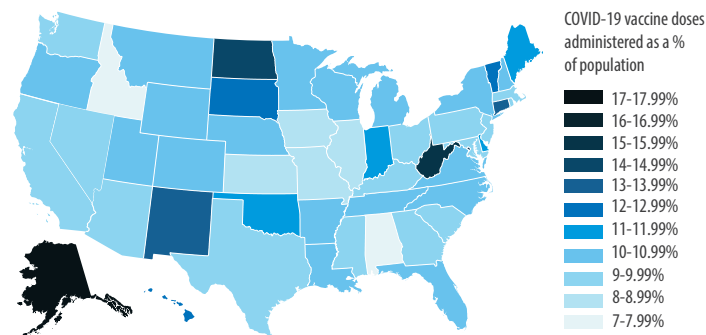


Source: CDC.gov

* Flu season starts the 40th week of the previous year and extends to week 13 of the following year.

COVID-19 Vaccines Across America

As of February 3, 2021



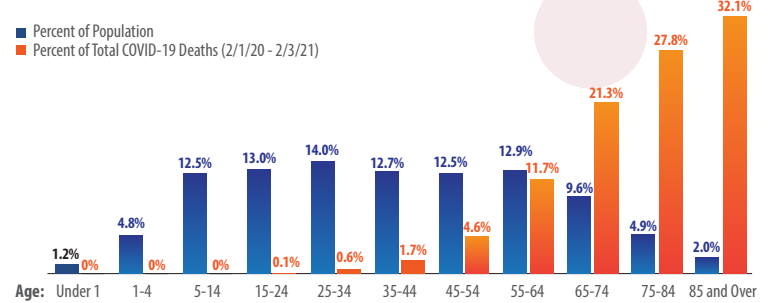
Sources: Bloomberg.com, census.gov (population estimates as of 7/1/20)

nypost.com (February 1, 2021)

While the number of U.S. residents who want the COVID-19 immunization has crept up since December 2020, **51% still remain either hesitant or downright opposed to getting their shots**, according to a poll by the Kaiser Family Foundation.¹

COVID-19 Deaths by Age vs. Share of Population in the U.S.

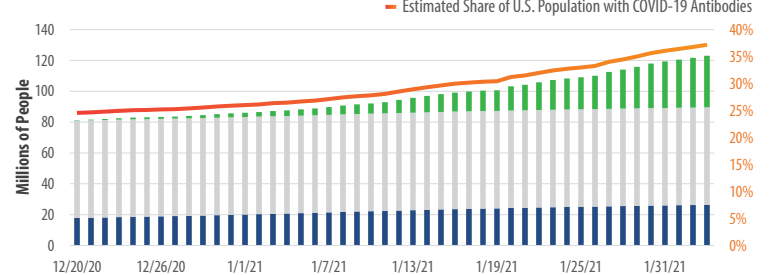
As of February 3, 2021



Sources: CDC.gov, National Center for Health Statistics

Path to Immunity

December 20, 2020 - February 3, 2021

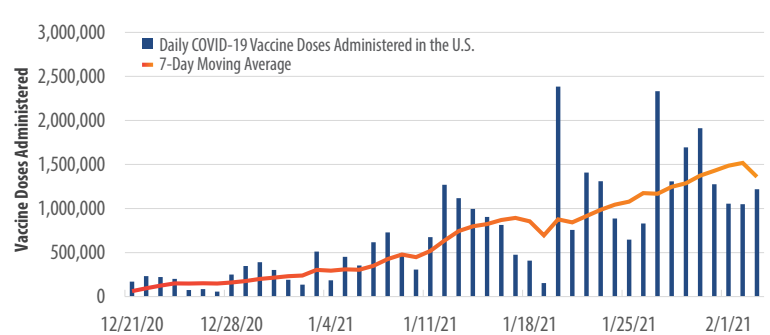


Sources: CDC.gov, Covidtracking.com, U.S. Bureau of Economic Analysis (population estimates as of Nov 2020), First Trust Advisors L.P.

On January 29, 2021, the CDC reports **cervical cancer screenings fell 80% during the lockdowns in Southern California.**

Daily COVID-19 Vaccine Doses Administered in the U.S.

December 21, 2020 - February 3, 2021, 7-Day Moving Average



Source: Bloomberg