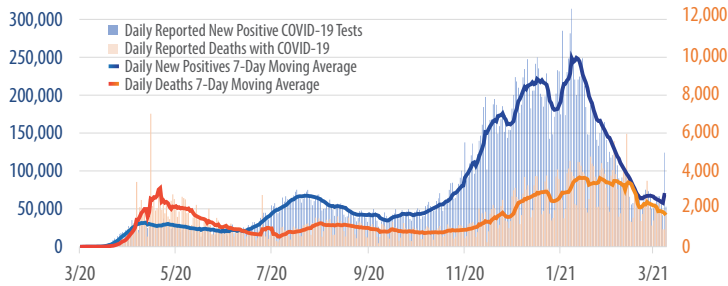


First Trust COVID-19 TRACKER

Daily Reported New Positive COVID-19 Tests vs. Daily Reported Deaths with COVID-19 in the U.S.

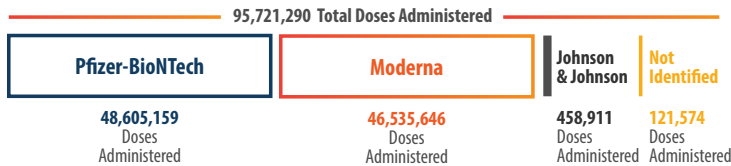
March 1, 2020 - March 9, 2021



Source: CDC.gov

U.S. COVID-19 Vaccine Doses Administered by Vaccine Type

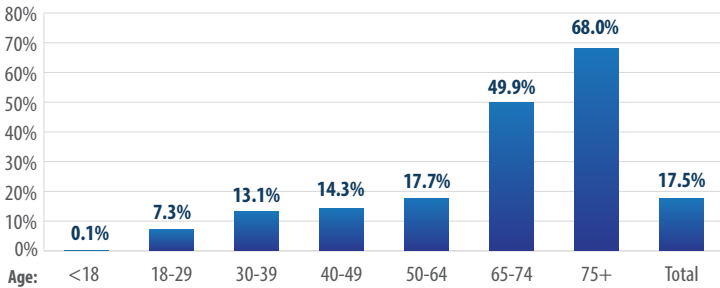
As of March 10, 2021



Source: CDC.gov

Share of People Who Have Received at Least One Dose of the COVID-19 Vaccine by Age

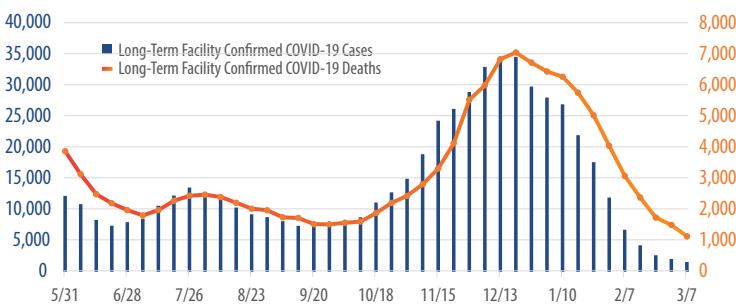
As of March 9, 2021



Sources: CDC.gov, Census.gov (population estimates as of 4/1/20), First Trust Advisors

Confirmed COVID-19 Cases and Deaths by Week in U.S. Long-Term Care Facilities

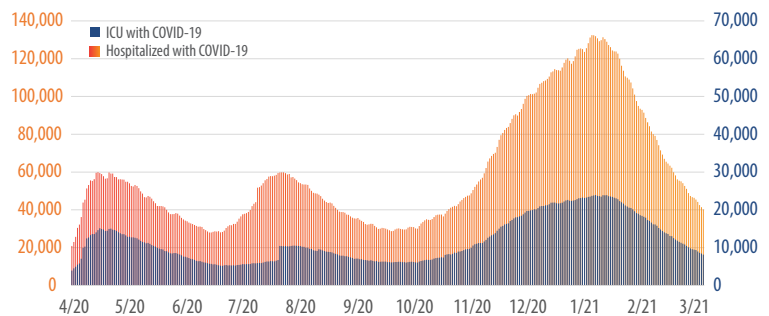
May 31, 2020 - March 7, 2021



Source: CDC.gov

Current Patients Hospitalized and in the ICU with COVID-19

April 1, 2020 - March 7, 2021

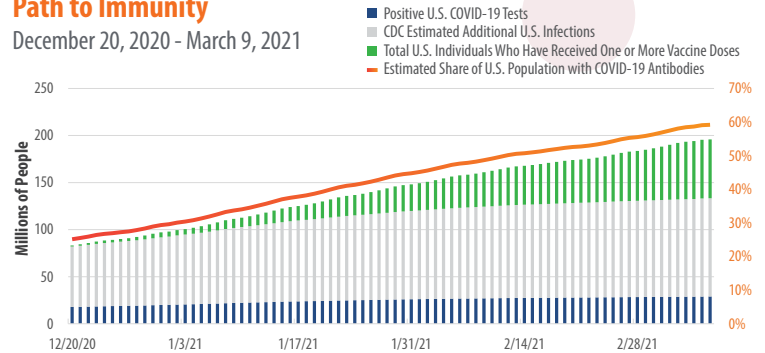


Source: Covidtracking.com

Since their respective peaks, **COVID-19 cases have plummeted 73%**, **COVID-19 deaths have declined by 54%**, while **COVID-19 hospitalizations are down 71%**. **Currently, COVID-19 patients occupy 12.2% of total ICU beds**, while **only 5.87% of total inpatient beds are being used**.¹

Path to Immunity

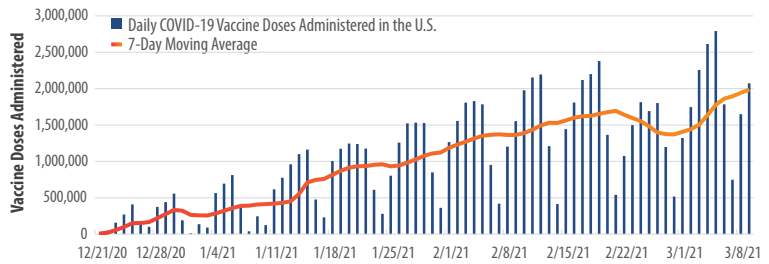
December 20, 2020 - March 9, 2021



Sources: CDC.gov, U.S. Bureau of Economic Analysis (population estimates as of Nov 2020), First Trust Advisors L.P.

Daily COVID-19 Vaccine Doses Administered in the U.S.

December 21, 2020 - March 9, 2021, 7-Day Moving Average



Source: CDC.gov

With the **\$1.9 trillion American Rescue Plan** signed into law, total **Federal expenditures on the COVID-19 pandemic will come to roughly \$5 trillion**, surpassing the total inflation adjusted cost of World War 2 at **\$4.1 trillion**.²

¹CDC.gov (August 1, 2020 - March 8, 2021); ²covidmoneytracker.com (March 8, 2021), fas.org (June 29, 2010)