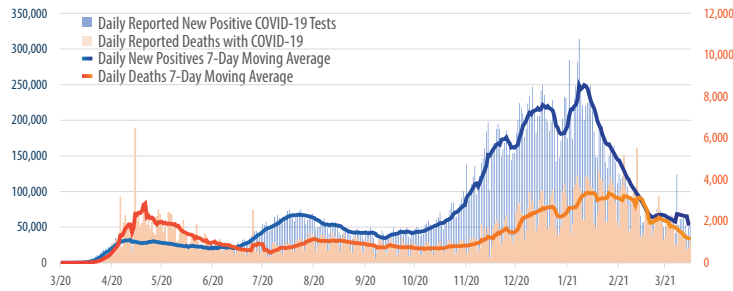


First Trust COVID-19 TRACKER

Daily Reported New Positive COVID-19 Tests vs. Daily Reported Deaths with COVID-19 in the U.S.

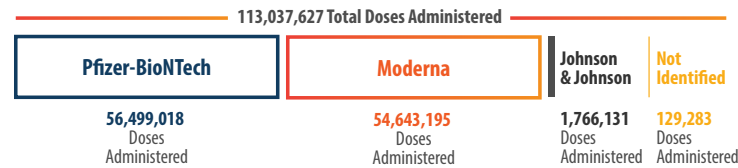
March 1, 2020 - March 16, 2021



Sources: CDC.gov, First Trust Advisors

U.S. COVID-19 Vaccine Doses Administered by Vaccine Type

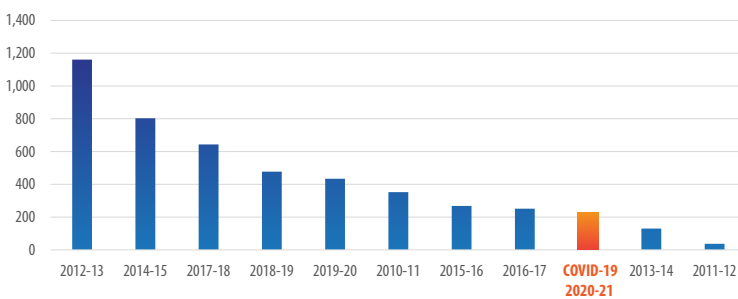
As of March 17, 2021



Sources: CDC.gov, First Trust Advisors

Influenza Deaths of Children Aged 0-17 (2010-2020) vs. COVID-19 Deaths of Children Aged 0-17

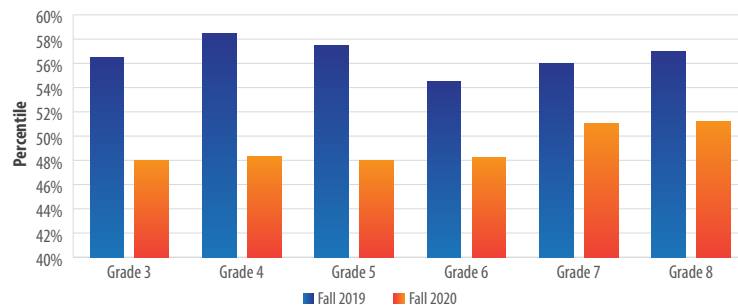
As of March 17, 2021



Sources: CDC.gov, First Trust Advisors

Student Math Scores on MAP Growth Standardized Tests Before and After COVID-19

As of November 2020



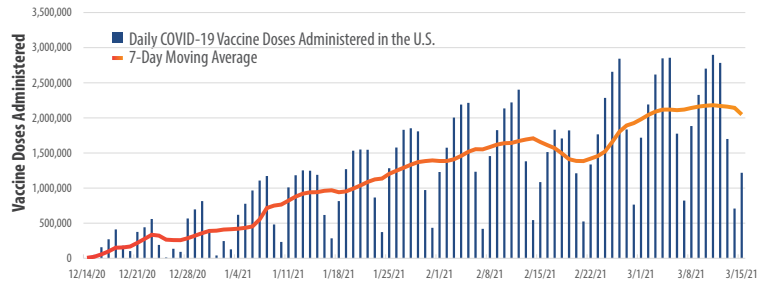
Sources: NWEA (Northwest Evaluation Association), First Trust Advisors

²wfp.org (March 2021)

Data collected between February 17, 2021 to March 1, 2021 from the Census Bureau Household Pulse Survey shows out of **48 million households surveyed with children enrolled in public or private schools, 60.8% were in live contact with a teacher 4 days or more, 20.5% were in contact 2-3 days, and 17.9% were in contact 1 or no days.**

Daily COVID-19 Vaccine Doses Administered in the U.S.

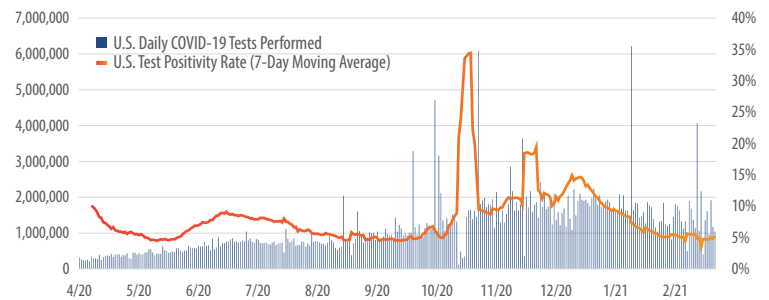
December 21, 2020 - March 15, 2021, 7-Day Moving Average



Sources: CDC.gov, First Trust Advisors

Daily U.S. COVID-19 Tests Performed vs. U.S. Positivity Rate

April 30, 2020 - March 17, 2021

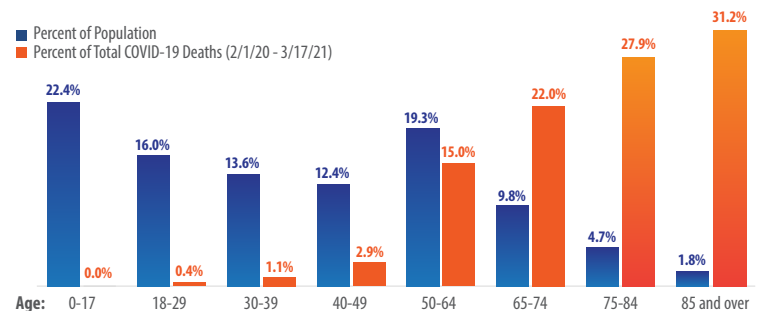


Sources: Bloomberg, First Trust Advisors

According to the World Food Program, **30 million students in the U.S. and 258 million globally are missing out on school meals because of COVID-19 school closures.**²

COVID-19 Deaths by Age vs. Share of Population in the U.S.

As of March 17, 2021



Sources: CDC.gov, Census.gov (population estimates as of 4/1/20), First Trust Advisors