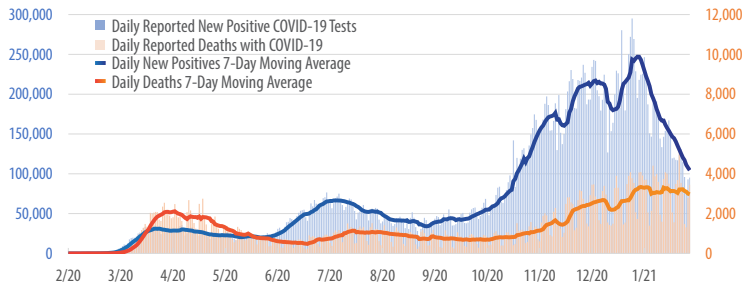


First Trust COVID-19 TRACKER

Daily Reported New Positive COVID-19 Tests vs. Daily Reported Deaths with COVID-19 in the U.S.

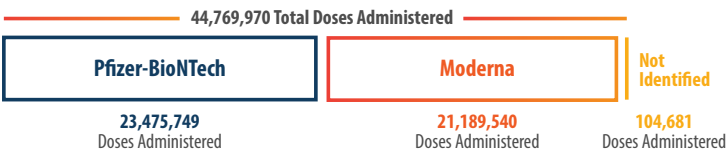
February 26, 2020 - February 10, 2021



Source: Covidtracking.com

U.S. COVID-19 Vaccine Doses Administered by Vaccine Type

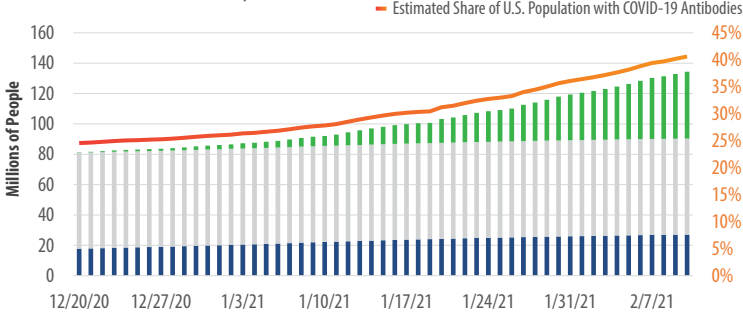
As of February 10, 2021



Source: CDC.gov

Path to Immunity

December 20, 2020 - February 10, 2021

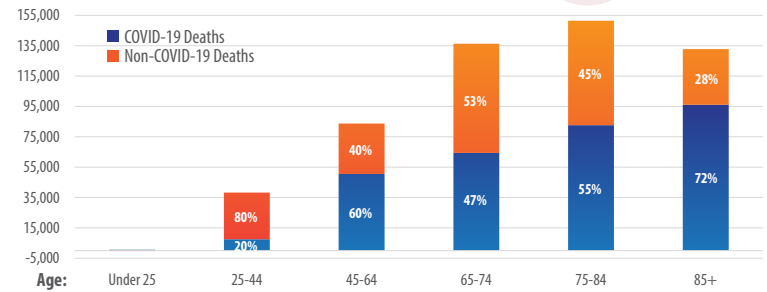


Sources: CDC.gov, Covidtracking.com, Bloomberg, U.S. Bureau of Economic Analysis (population estimates as of Nov 2020), First Trust Advisors L.P.

A recent study done of the UK's vaccination program found that **just a single dose of the Pfizer-BioNTech vaccine reduced the symptomatic infection risk from COVID-19 by 65% in younger adults and 64% in people over 80 years old.**¹

Total Excess Deaths By Age Group

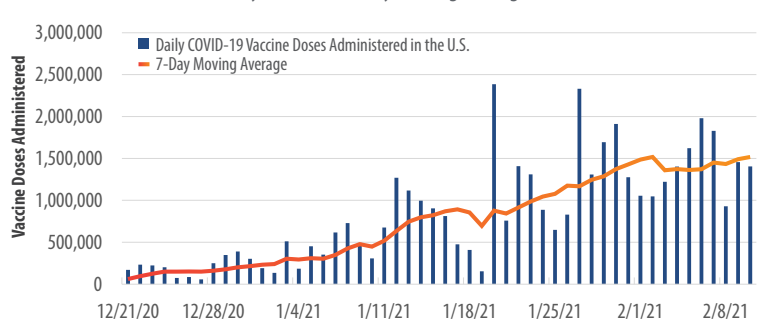
January 4, 2020 - December 31, 2020, Weeks 1-52 in 2020



Source: CDC.gov. Excess deaths for each age group are calculated by subtracting the expected number of deaths (based on the 2015-19 average) from the total deaths that have occurred over the same time period in 2020.

Daily COVID-19 Vaccine Doses Administered in the U.S.

December 21, 2020 - February 10, 2021, 7-Day Moving Average

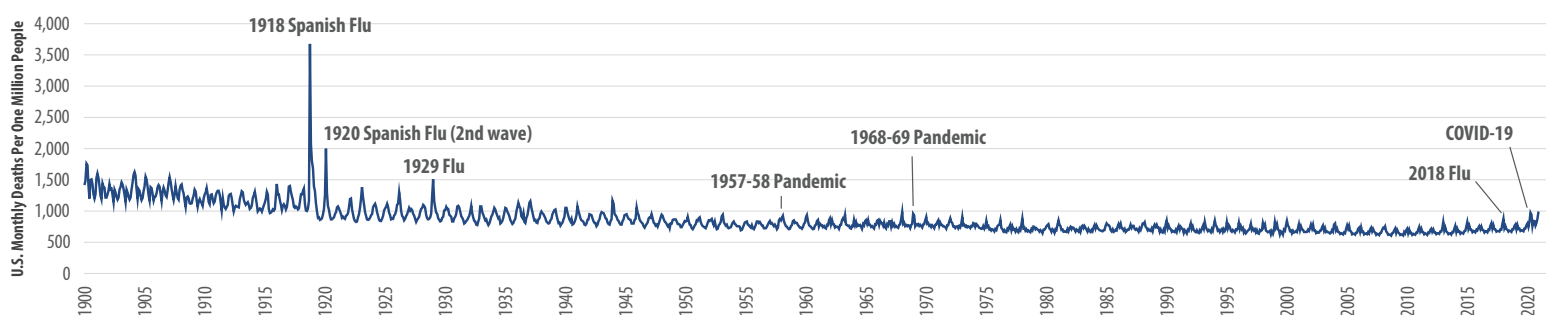


Source: Bloomberg

Data through **the first nine months of 2020 show a 20.9% increase in homicides compared to the same period in 2019, the largest single-year increase in homicides since the U.S. started keeping such records in the 20th century**, according to the FBI.²

The COVID-19 Pandemic in Context

January 1900 - December 2020



Sources: CDC.gov, U.S. Census Bureau

¹bloomberg.com (February 9, 2021); ²outline.com (February 8, 2021)